


4 Phase Introduction to ePortfolios

TEAMBUILDING THROUGH PROFESSIONAL LEARNING



FIRST PHASE

Advising Coordinators

SECOND PHASE

Senior Advisors

THIRD PHASE

Advising Team

FUTURE 4TH PHASE

Peer Advisors/Student workers

Phase 1 of the 5 Step Introduction Process

Team members learn and create together

Advising Coordinators
are exposed to
Alternative PL

STEP 1



Coordinators brainstorm
Frequently Asked
Questions and general
onboarding orientation
information provided
through advising



STEP 2

STEP 3
Coordinators are
exposed to advising eP,
select platform and
learn how to create a
homepage



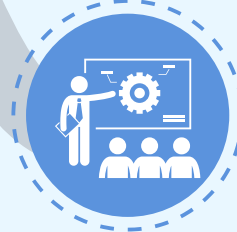
Leadership works with
Coordinators individually
and in group sessions to
create Bio/About Me
and are guided through
setting up navigation



STEP 4

Coordinators share eP
and make plans to
facilitate PL sessions of
the same 5 step process

STEP 5




Phase 2 of the 5 Step Introduction Process

Team members learn and create together

Advising Coordinators
expose Senior
Advisors to ePortfolios

STEP 1



STEP 2

Coordinators & Seniors
discuss FAQ and add
additional ideas for
advising information

STEP 3
Senior Advisors select
platform and
Coordinators teach
them how to create a
homepage



STEP 4

Coordinators work with Senior
Advisors individually and in
group sessions to create
Bio/About Me and set up
navigation, while continuing to
develop their own eP

Seniors and Coordinators
share eP and make plans
to facilitate PL sessions
of the same 5 step
process to advisors

STEP 5



Phase 3 of the 5 Step Introduction Process

Team members learn and create together

